

Dear Families of **Almost** Kindergarteners,
















Though summer break is only a few months long, it is still very important to maintain the incredible academic and personal skills your child has learned and worked so hard on this year. Summer Slump occurs when students lose skills over the summer by not continuing to practice them outside of classroom walls. Summer is also a great opportunity to practice new skills your child may not have mastered yet.

Inside this packet, you will find a variety of activities that will help your child get ready for their big **Kindergarten** year! Take your time spreading activities across the summer. Revisit activities that your child may not be strong in. Lots of practice over the summer will make for a stronger start to your child's first official educational experience.

Remember, play is also important for your child to learn! It is encouraged for your child to have authentic play experiences this summer- especially away from screen time! Encourage your **almost Kindergartener** to read books, visit the park or playground, pedal a tricycle, draw pictures, build towers of blocks, create with playdough, and pretend play!

Have a wonderful Summer!

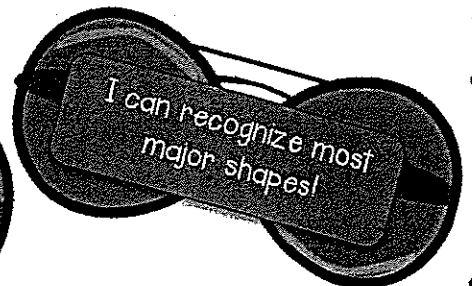




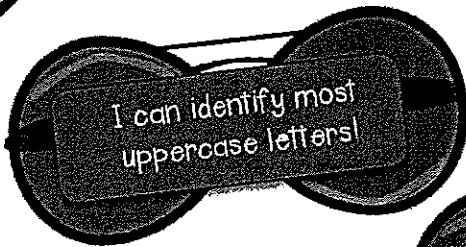


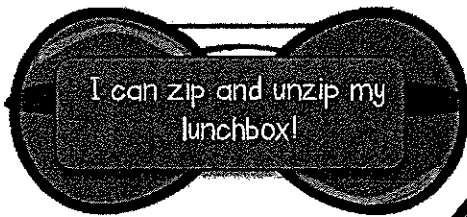

Kinder-Ready BINGO

<p>Practice cutting straight lines for 10 minutes</p> 	<p>Read with your favorite stuffed animal</p> 	<p>Find 5 shapes around your house and draw them</p> 	<p>Write your first name in rainbow colors</p> 	<p>Practice tying shoes for 10 minutes</p> 
<p>Create a pattern with your favorite snacks</p> 	<p>Practice cutting curved lines for 10 minutes</p> 	<p>Roll Play-Doh for 10 minutes</p>	<p>Sort your toys by color</p> 	<p>Count out 10 objects</p>
<p>Go for a letter hunt</p>	<p>Tell your family about your favorite book</p>	<p>Visit abcya.com for 15 minutes</p> 	<p>Draw a self portrait</p>	<p>Write all of the letters you know</p>
<p>Pick out your own snack</p> 	<p>Practice counting as high as you can</p>	<p>Go for a shape hunt outside</p> 	<p>Read a book before bed with your family</p> 	<p>Sort your toys by size</p> 
<p>Create a Countdown to Kindergarten!</p>	<p>Draw a picture of your favorite animal</p> 	<p>Practice rhyming with a family member</p>	<p>Tell your family 3 reasons you want to go to school</p>	<p>Visit starfall.com for 15 minutes</p> 

Cover your BINGO board each week 😊

Shine In Kindergarten

Can you do the skill in each pair of sunglasses?
The more you can do, the more you'll shine
in Kindergarten!



I can find UPPERCASE letters.

M

D

T

B

S

W

A

U

L

N

H

V

F

C

K

E

Z

G

R

Q

Y

O

X

I


J

P



I can find lowercase letters.

	i	s	b	
c	o	n	r	h
q	k	a	g	x
j	d	p	f	z
u	t	m	l	y
	v	e	w	



K U P T D

R J B O L

Z C V X E

G Y Q F W

N M H I


S

A



I know my letter **SOUNDS!**

see	like	I
my	we	is
to	go	and
a	the	it
is	be	this
what	can	on
at	play	you
love	mom	dad



I can read
sight words!

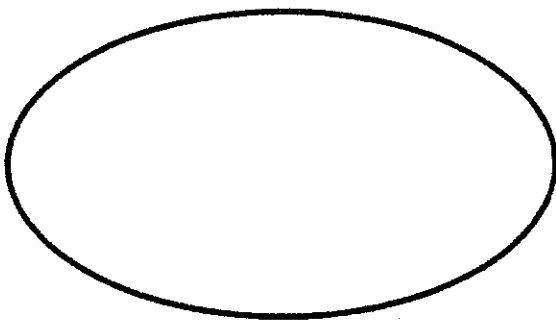

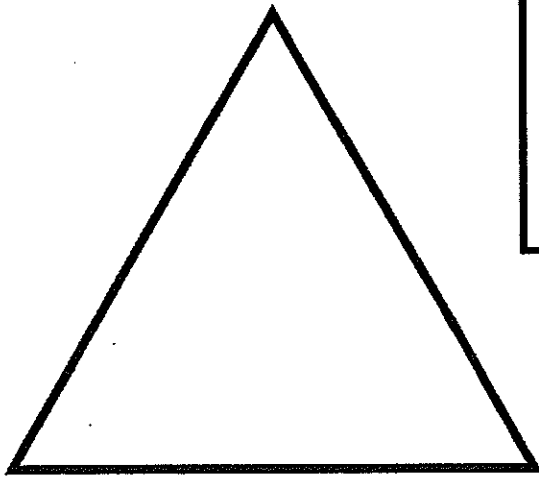
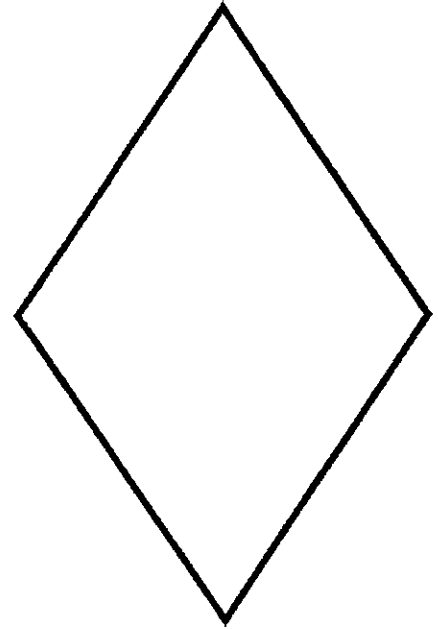




number identification fluency 1-30

7	20	15	3	25
12	6	30	26	21
2	10	19	28	5
17	13	23	8	14
22	16	29	1	27
9	4	24	11	18


I KNOW MY SHAPES!

Color key: triangle-green circle-yellow rectangle-red
oval-blue square-purple diamond/rhombus-orange




I KNOW MY COLORS!


I see a **brown** dog.




I see a **purple** fish.




I see a **pink** backpack.




I see a **yellow** bus.



I see a **blue** flower.




I see a **red** frog.





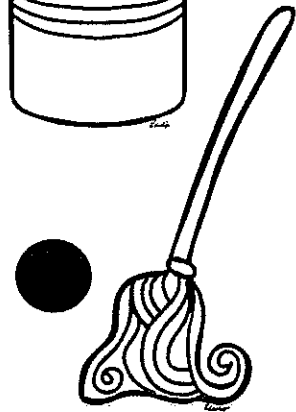

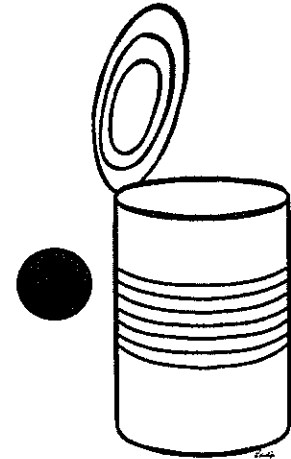

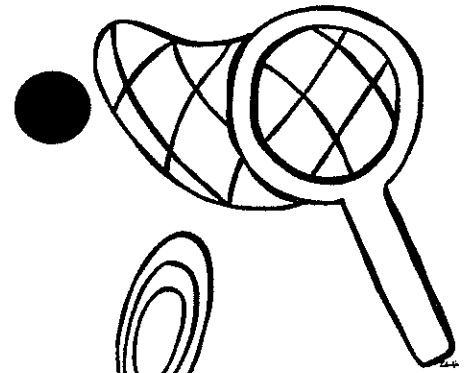
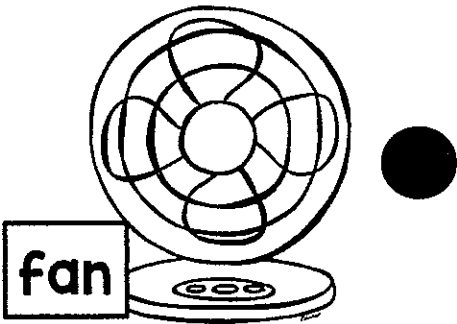

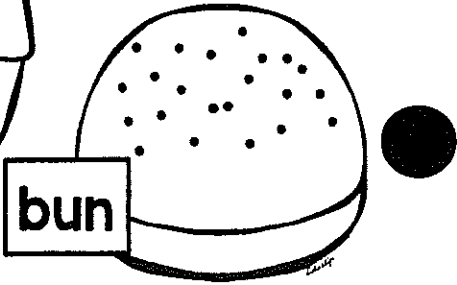
I see a **green** sock.





I am a rhymers!

Draw a line from each picture to its rhyming match.



I can **WRITE** my name!

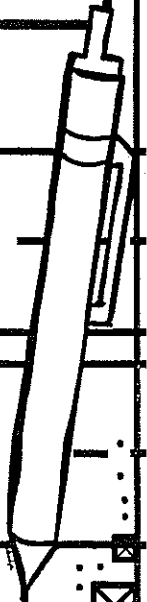
First name


MIDDLE name

Last name

MY FULL name

Handwriting practice lines consisting of a solid top line, a dashed middle line, and a solid bottom line. The first set of lines is positioned above the text 'MY FULL name', and the second set is positioned below it.





My Self...Portrait